



An Avangrid company

Thank you for your interest in CMP Streetlighting,

CMP is proud to offer energy efficient lighting solutions designed to illuminate your parks, public spaces, or any street you choose. There are no up-front costs for a Streetlight; CMP offers free installation, maintenance and automatic dusk-to-dawn control with the convenience of a Streetlight usage fee included on your existing CMP invoice.

It is easy as 1,2,3. Here's how to add a Streetlight to your property

1 Select a light

Enclosed you'll find an Streetlight flyer showing our available lights on pages 6 - 8. Typical residential lights are the Cobrahead 19 and 26 LED or the 15-25 watt Open LED. *Please note that costs shown are average monthly costs excluding taxes and surcharges.*

2 Review Terms and Conditions, sign Streetlight Agreement

Complete the Streetlight Agreement on page 2, fill-in all necessary columns, one row per light fixture request, indicate if it is an install, or removal. Then date and sign page 2, review the terms and conditions on page 3, and initial in the upper right corner to the agreement. We'll take it from there. A final copy will be sent to you.

3 Sketch the proposed light location

Show us where you would like the streetlight(s) to reside on the provided sketch on page 4. We've provided a sample sketch on page 5 as a guide to create your own sketch. Don't worry if you're not an artist.

What is needed for the sketch

- Show roadways, distance to nearest intersection or road, and existing utility poles (including line and pole number(s)) and indicate where you would like the light to reside.
- Pole number(s) are the tags found on the utility pole at eye level, see page 9 for examples. Provide as much information as you can find; some poles may have one, or more tags or no tags at all.
- Indicate North on the sketch and any other particulars that will help our engineers process your request.
- Note your town's official E911 address for the property.

Please email your completed application, sketch and photos (if taken) to CMP's Outdoor Lighting Team at OutdoorLighting@cmpco.com.

Streetlight requests usually take four to eight weeks to process. For lights on existing approved poles, we require customers to commit to having a Streetlight in place for fifteen (15) years. A CMP representative may need to visit the location to verify placement of the light(s).

Terms and Conditions

Initial: _____

CMP will supply and maintain the outdoor lighting service described above in accordance with CMP's rates and Terms and Conditions on file with the Maine Public Utilities Commission as amended from time to time. CMP will give the Customer a copy of CMP's current outdoor lighting Terms and Conditions upon request. CMP will furnish, own and maintain standard distribution-type poles, laminated wood poles, and decorative poles. When such poles are furnished strictly for streetlighting, the customer shall pay a special facilities charge. If any light fails to operate, CMP will repair or replace it, at its option, within a reasonable time after the customer gives CMP notice of the light failure.

The Customer will pay the charges for this outdoor lighting service from the date of installation until this Agreement is terminated. The Customer will furnish, own and maintain any poles other than the standard types offered by CMP. The Customer will provide CMP with notice of light fixture failure.

This Agreement shall commence upon signature by both CMP and the Customer and shall continue in effect until fifteen (15) years after installation of the outdoor lighting that is the subject of the Agreement; provided, however, that either party may terminate this Agreement upon thirty (30) days written notice to the other party. After the initial fifteen (15) year term, this Agreement shall continue in effect from month to month, unless either party provides thirty (30) days written notice that it does not wish to continue under this Agreement.

If the Customer terminates this Agreement less than fifteen (15) years after installation, or if the Customer fails to fulfill its obligation under this Agreement and CMP terminates this Agreement as a result thereof, the Customer will pay CMP the unused investment and removal costs of the equipment in accordance with CMP's outdoor Lighting Terms and Conditions.

This Agreement shall also terminate if the municipality serving the Customer assumes the obligation for payment of the service described in this Agreement under CMP's Municipal Streetlighting Rate SL, by having an appropriate municipal official give CMP written notice thereof.

All of the facilities furnished by CMP are personal property and CMP shall retain title to them. CMP shall have reasonable time after termination of this agreement to remove these facilities.

The Customer will release, defend (at CMP's option), indemnify, and hold harmless CMP and its directors, officers, employees, contractors, agents, affiliates, successors and assign, from and against any and all liability, claim, cost and expense of any kind or nature, arising out of or related to the use or presence of the facilities on the Customer's premises. This obligation shall survive termination of this Agreement.

The provisions of this Agreement shall inure to and be binding on the parties' respective heirs, executors, administrators, and successors and assigns.

The parties reserve the right to amend this Agreement at any time to comply with any ruling or decision of any governmental body.

Additional Provisions for Underground Service

CMP will supply underground service for street and streetlighting only in commercial developments, and, in conjunction with underground residential distribution, in housing developments and mobile home parks.

The Customer shall: (a) excavate and backfill the trench and provide all necessary duct lines and conduit; (b) contribute toward the initial cost of the underground feed in excess of 125 feet per light per circuit, measured from the base of the pole, in accordance with CMP's filed Terms and Conditions, and reimburse CMP for all necessary maintenance and repairs for the entire length of underground feed, (CMP will own the entire length of the underground feed, including the length over 125 feet).


CMP will also connect to customer-owned underground installations conforming to CMP specifications and will provide luminaries and brackets on customer-owned poles at the monthly rate contained in CMP's filed terms and conditions after installation, CMP will own underground line and maintain it. All of the Terms and Conditions for CMP installed lines shall apply, except the Customer shall be responsible for full cost of installation.

Streetlighting Sketch

Customer Name	
Account Number	
Billing Address	
Service Location	Date

- Please draw a sketch of your property showing the street/road, driveway and house.
- Show the location of the pole, the Streetlight(s) to be installed, and in the comments section include the direction the Streetlight(s) should point.
- Please include an arrow showing which direction is North.
Note: Streetlight(s) can be installed only on CMP poles or CMP approved customer poles. They cannot be installed on customer buildings or structures.
- **Take a picture of the drawing with your cell phone and email back the attached photo.**

Please use these symbols: (Sample sketch is shown on next page.)



Streetlight
Showing orientation direction.



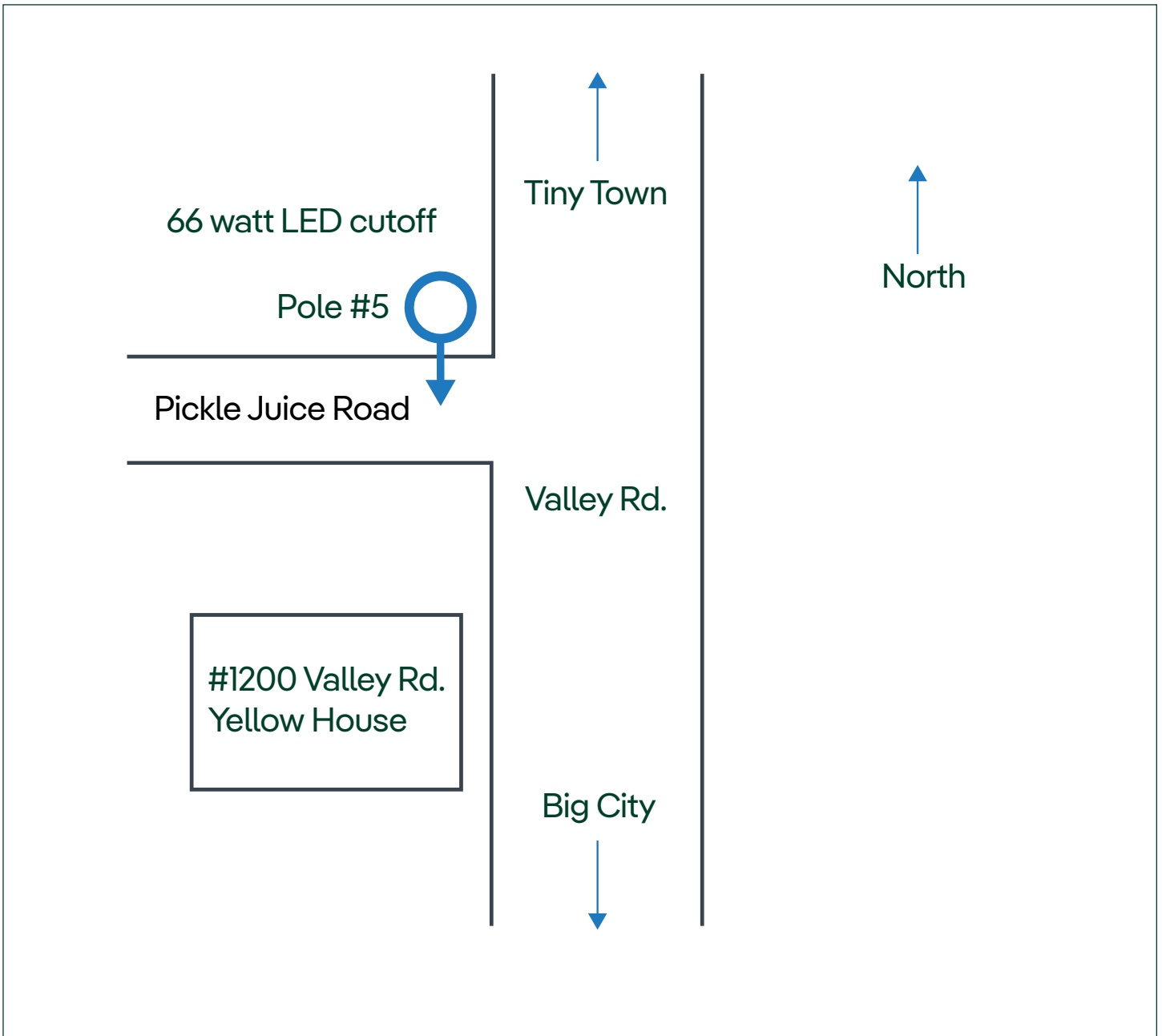
Existing Pole



New Pole

Remarks/Comments/Special Installation Instructions:

Sample Sketch




Remarks/Comments/Special Installation Instructions:


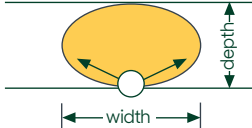
Please install a 66 watt LED cutoff on pole 5, perpendicular to the driveway entrance.

CMP's Streetlighting


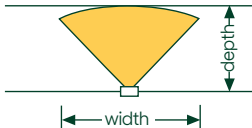
CMP's Streetlights provide safety, security and visibility at affordable monthly lease prices. Cost includes installation, maintenance, and CMP delivery charges, but does not include supply costs. Contact us at OutdoorLighting@CMPCo.com or call **800.750.400** to set up an appointment with one of our Outdoor Lighting Specialists.

Open	Distribution Pattern	Light Type	Watts	Rated Lumens	Monthly Delivery Rate	Estimated Annual Cost
		LED	15-25	2,800	\$8.03	\$96.36


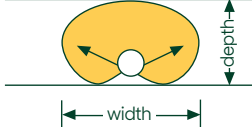
Great for general lighting needs for business and homes, including roadside businesses and suburban or rural homes and yards.

CobraHead/Cutoff	Distribution Pattern	Light Type	Watts	Rated Lumens	Monthly Delivery Rate	Estimated Annual Cost
		LED	15	2,300	\$12.12	\$145.44
		LED	24	2,950	\$12.47	\$149.64
		LED	36	4,840	\$12.82	\$153.84
		LED	57	6,930	\$13.52	\$162.24
		LED	81	9,880	\$15.32	\$183.84
		LED	113	16,800	\$17.70	\$212.40


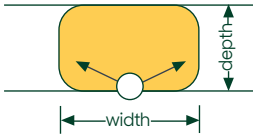
High performance energy efficient solution for roadways, off ramps, and residential streets.

Flood	Distribution Pattern	Light Type	Watts	Rated Lumens	Monthly Delivery Rate	Estimated Annual Cost
		LED	64-85	10,122	\$14.20	\$170.40
		LED	96-128	16,628	\$16.02	\$192.24
		LED	207-261	32,001	\$27.08	\$324.96


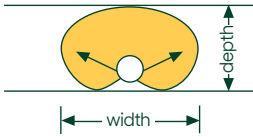
Ideal for parking lots, building security, building facades, storage yards, and other areas needing directional lighting.

Shoobox (Decashield)	Distribution Pattern	Light Type	Watts	Rated Lumens	Monthly Delivery Rate	Estimated Annual Cost
		LED	42-57	6,982	\$12.42	\$149.04
		LED	91-131	16,832	\$16.01	\$192.12


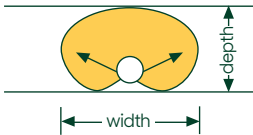
Good for parking and auto lots that are wider than they are long. Underground electric service required.

Mongoose	Distribution Pattern	Light Type	Watts	Rated Lumens	Monthly Delivery Rate	Estimated Annual Cost
		LED	93-129	15,763	\$24.65	\$295.80


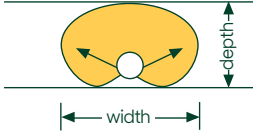
Best for roadways and parking lots, where light trespass could be a problem. Fixture includes a tilt feature which provides forward throw illumination, which projects light up to 50' from fixture pole. Underground electric service required

Esplanade	Distribution Pattern	Light Type	Watts	Rated Lumens	Monthly Delivery Rate	Estimated Annual Cost
		LED	45-59	6,700	\$36.73	\$440.76

Styling from early in this century, with precision optical system for modern street lighting performance. Requires underground electric service.

Acorn (Granville)	Distribution Pattern	Light Type	Watts	Rated Lumens	Monthly Delivery Rate	Estimated Annual Cost
 Cooper LED "ULA"		LED	35-51	5,863	\$13.62	\$163.44


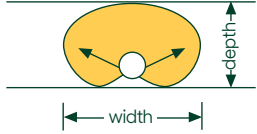
Combines a distinctive architectural heritage with high-design standards and prismatic light control for maximum efficiency. Requires underground electric service.

Hallbrook	Distribution Pattern	Light Type	Watts	Rated Lumens	Monthly Delivery Rate	Estimated Annual Cost
		LED	35-51	5,000	\$32.85	\$394.20

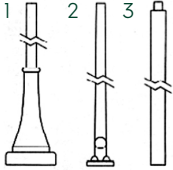
Sleekly-styled luminary designed to meet the aesthetic and architectural qualities desired in street and area lighting. Requires underground electric service.

Radial Wave	Distribution Pattern	Light Type	Watts	Rated Lumens	Monthly Delivery Rate	Estimated Annual Cost
 Side Entry		LED	15-25	2,800	\$23.29	\$279.48

The ornamental radial wave fixture recaptures a tradition from decades ago. Requires underground electric service.

Colonial (Post Top)	Distribution Pattern	Light Type	Watts	Rated Lumens	Monthly Delivery Rate	Estimated Annual Cost
		LED	35-51	4,510	\$12.10	\$145.20

The ornamental post top fixture recaptures a tradition from decades ago. Requires underground electric service.

Pole Options	Used For	Height
	1. Hallbrook	Esplanade or Hallbrook fixtures
	2. Tapered (Aluminum)	Granville or Colonial (Post Top)
	3. Laminated (Wood Pole)	Colonial (Post Top)

Speak with a Outdoor Lighting Specialist for the best pole option.

Miscellaneous	Monthly Delivery Rate	Estimated Annual Cost
Additional Wood Pole	35' or less Wood Pole standard	\$12.99
Bracket	6' and 8' standard	No Charge
Bracket	10' standard	\$2.38

Other light styles, such as non-LED and glare shields are available upon request. Monthly charges do not include taxes or surcharges and will vary based on energy costs and lighting hours.

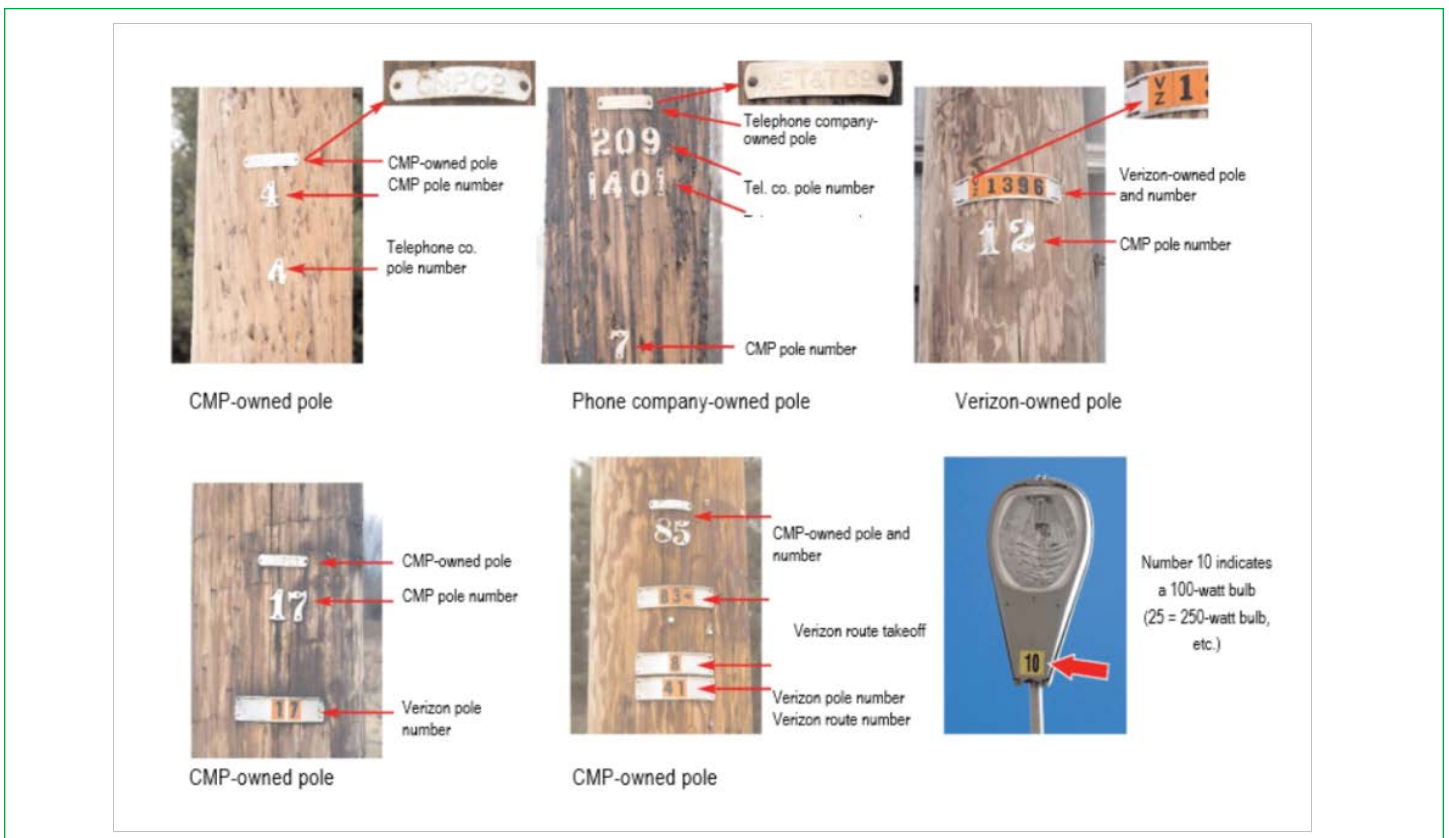
Streetlight Maintenance Reporting Information

We know you're counting on us to keep the lights on. For your convenience, when reporting a streetlight outage or repair, have all the necessary information listed below ready to help expedite the repair process. Thank you.

To report an outage online, go to: cmpco.com/ReportOutage

- Customer/Contact name and phone number
- Customer account number
- Pole number(s) (see below picture to help you identify pole(s))
- Road or street name (identify landmark or street address)
- Problem(s) with area light(s) such as: burned out bulb, on during the day, light cycling on and off, etc.

Simple ways to identify poles and fixtures when reporting a streetlight outage:



CMP – reliable, prompt, and courteous service you can always count on.