

The following charts display a 10-year history of Distribution, Transmission and Standard Offer service rates for each of our rate classes.

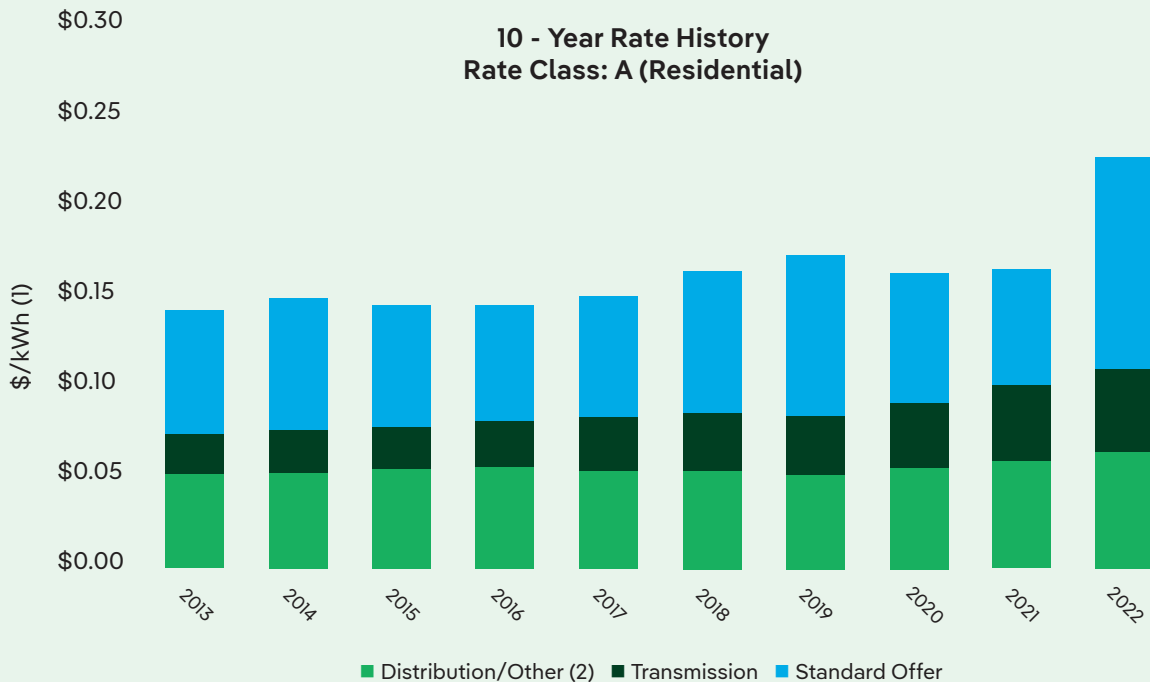
**CMP Distribution/Other:** This CMP service rate includes major investments in reliability through grid automation and modernization. Combined with this rate are ‘Other’ public policy costs. These are not CMP charges and we do not profit from them. Public Policy costs include costs associated with Maine’s solar incentive program, state-mandated low-income assistance programs and energy efficiency programs.

**Transmission:** The transmission system moves electrical energy from a generating site, such as a power plant, to CMP’s substations for distribution to our customers..

**Standard Offer:** The Standard Offer is the supply portion of your bill and is not a CMP charge. The Standard Offer price is determined through a competitive bidding process administered by the Maine Public Utilities Commission (MPUC). We are required to bill and collect supplier charges and forward payments to suppliers on your behalf, in accordance with MPUC rules.

(1) \$/kWh are annual revenue per kWh amounts inclusive of all fixed, demand and per kWh charges.

(2) “Other” includes costs associated with state policy programs, including funding for Efficiency Maine, low-income programs, Net Energy Billing, and other renewable programs.



Distribution/Other rates increased 21.17% from \$0.05111 to \$0.06193 between 2013 and 2022.

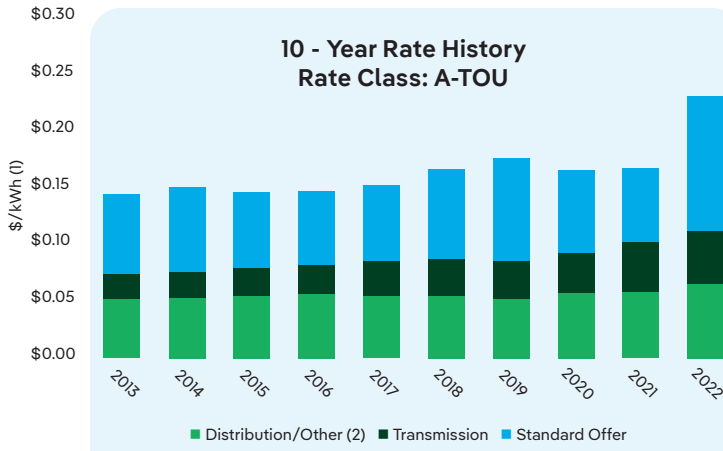
Transmission rates increased 108.92% from \$0.02204 to \$0.04605 between 2013 and 2022.

Standard offer rates increased 70.16% from \$0.06944 to \$0.11816 between 2013 and 2022.

This information is provided to you as directed by the MPUC. For more information on other customer rate classes, please visit the MPUC web site at [www.maine.gov/mpuc/regulated-utilities/electricity/rate-history](http://www.maine.gov/mpuc/regulated-utilities/electricity/rate-history) or on our website at [cmppo.com/pricing](http://cmppo.com/pricing).

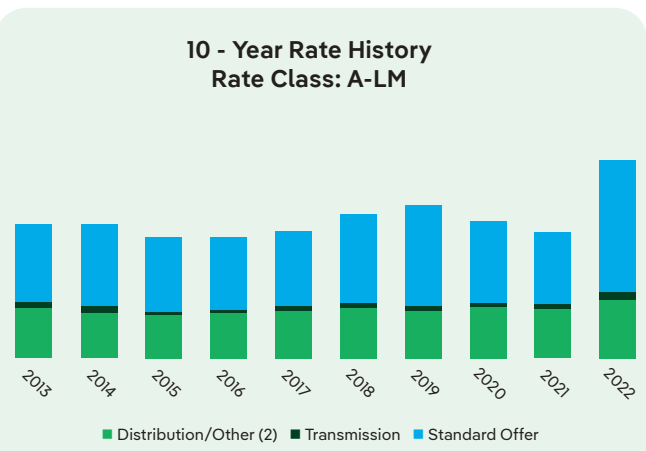
Note: Source data Provided by utility in Docket No. 2019-00186

### 10 - Year Rate History Rate Class: A-TOU



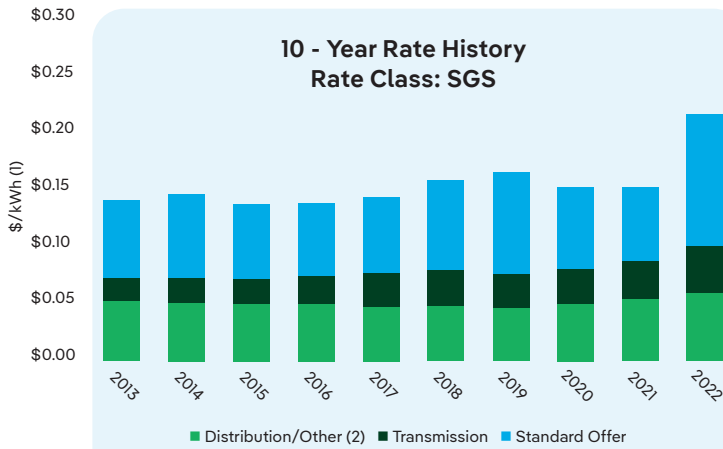
Distribution/Other rates increased 20.92% from \$0.05121 to \$0.06193 between 2013 and 2022.  
Transmission rates increased 108.89% from \$0.02204 to \$0.04605 between 2013 and 2022.  
Standard offer rates increased 70.16% from \$0.06944 to \$0.11816 between 2013 and 2022.

### 10 - Year Rate History Rate Class: A-LM



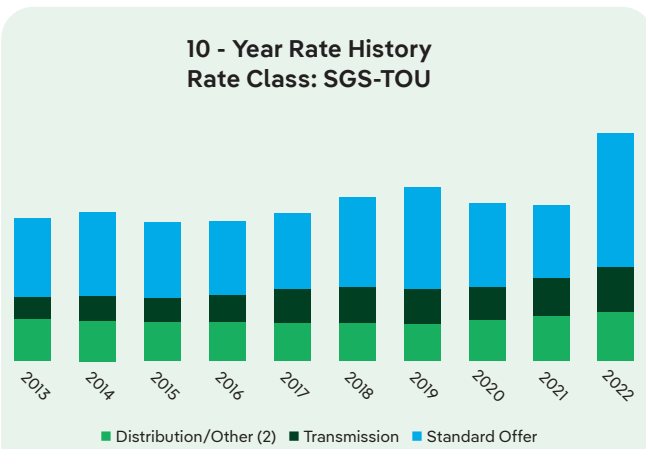
Distribution/Other rates increased 14.69% from \$0.004410 to \$0.05058 between 2013 and 2022.  
Transmission rates increased 20.54% from \$0.00528 to \$0.00636 between 2013 and 2022.  
Standard offer rates increased 70.16% from \$0.06944 to \$0.11816 between 2013 and 2022.

### 10 - Year Rate History Rate Class: SGS



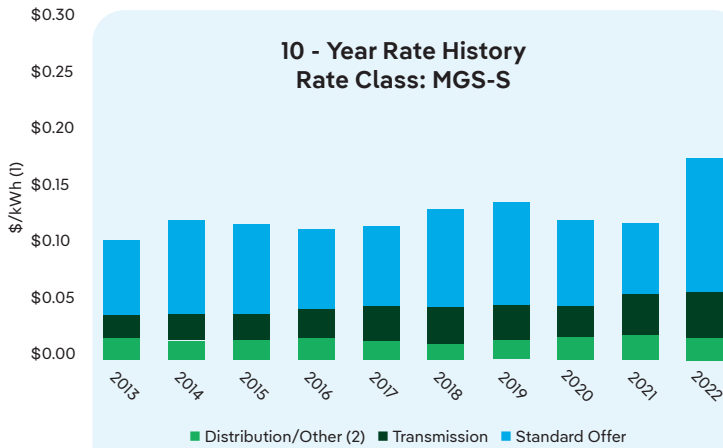
Distribution/Other rates increased 10.74% from \$0.05151 to \$0.05704 between 2013 and 2022.  
Transmission rates increased 93.87% from \$0.02092 to \$0.04055 between 2013 and 2022.  
Standard offer rates increased 70.41% from \$0.06934 to \$0.11816 between 2013 and 2022.

### 10 - Year Rate History Rate Class: SGS-TOU



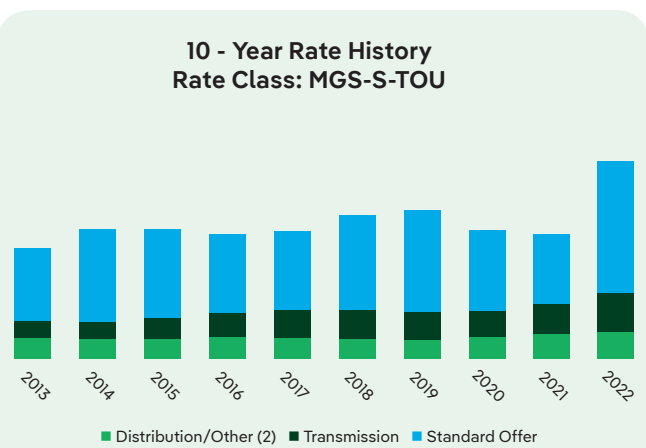
Distribution/Other rates increased 14.82% from \$0.03598 to \$0.04131 between 2013 and 2022.  
Transmission rates increased 93.87% from \$0.02092 to \$0.04055 between 2013 and 2022.  
Standard offer rates increased 70.41% from \$0.06934 to \$0.11816 between 2013 and 2022.

### 10 - Year Rate History Rate Class: MGS-S



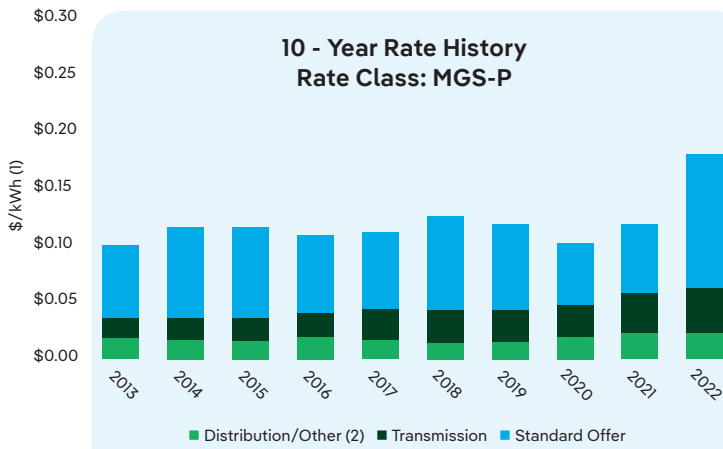
Distribution/Other rates decreased 1.61% from \$0.01997 to \$0.01965 between 2013 and 2022.  
Transmission rates increased 101.84% from \$0.01935 to \$0.03906 between 2013 and 2022.  
Standard offer rates increased 78.07% from \$0.06451 to \$0.11487 between 2013 and 2022.

### 10 - Year Rate History Rate Class: MGS-S-TOU



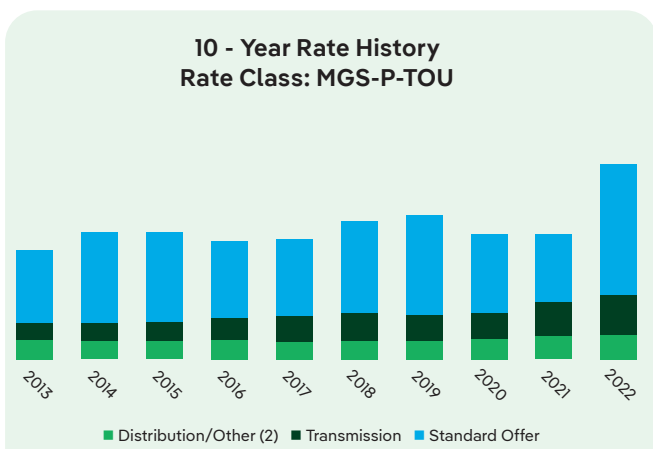
Distribution/Other rates increased 22.19% from \$0.01826 to \$0.02231 between 2013 and 2022.  
Transmission rates increased 135.83% from \$0.01446 to \$0.03411 between 2013 and 2022.  
Standard offer rates increased 78.07% from \$0.06451 to \$0.11487 between 2013 and 2022.

### 10 - Year Rate History Rate Class: MGS-P



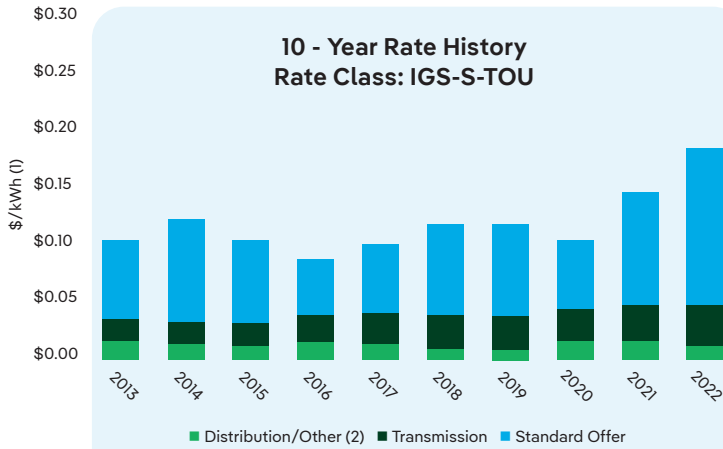
Distribution/Other rates increased 21.97% from \$0.01929 to \$0.02352 between 2013 and 2022.  
Transmission rates increased 122.29% from \$0.01815 to \$0.04035 between 2013 and 2022.  
Standard offer rates increased 82.43% from \$0.06472 to \$0.11806 between 2013 and 2022.

### 10 - Year Rate History Rate Class: MGS-P-TOU



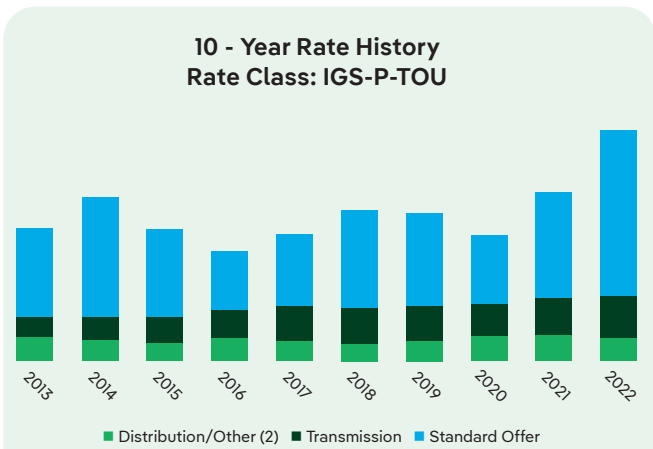
Distribution/Other rates increased 18.17% from \$0.01701 to \$0.02021 between 2013 and 2022.  
Transmission rates increased 126.31% from \$0.01552 to \$0.03512 between 2013 and 2022.  
Standard offer rates increased 82.43% from \$0.06472 to \$0.11806 between 2013 and 2022.

### 10 - Year Rate History Rate Class: IGS-S-TOU



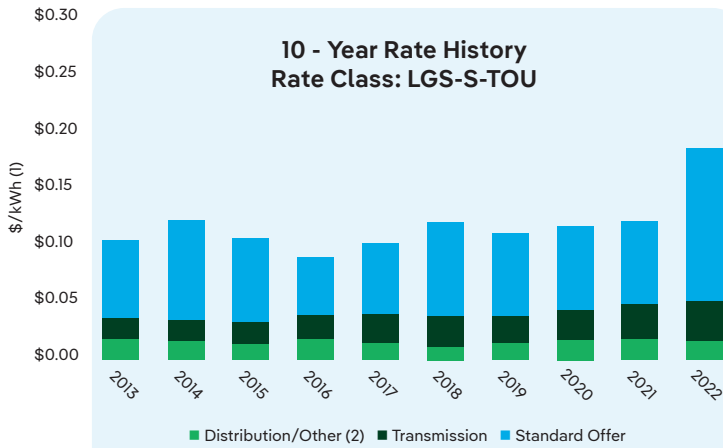
Distribution/Other rates decreased 17.75% from \$0.01560 to \$0.01283 between 2013 and 2022.  
Transmission rates increased 92.44% from \$0.01845 to \$0.03550 between 2013 and 2022.  
Standard offer rates increased 93.19% from \$0.07178 to \$0.13867 between 2013 and 2022.

### 10 - Year Rate History Rate Class: IGS-P-TOU



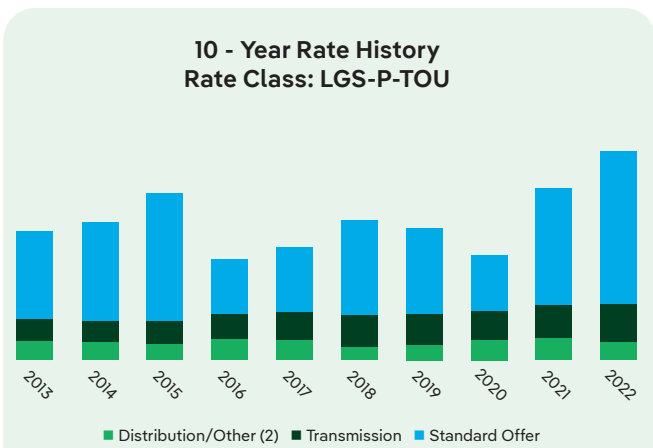
Distribution/Other rates increased 0.38% from \$0.01798 to \$0.01805 between 2013 and 2022.  
Transmission rates increased 104.42% from \$0.01666 to \$0.03457 between 2013 and 2022.  
Standard offer rates increased 85.58% from \$0.07429 to \$0.13786 between 2013 and 2022.

### 10 - Year Rate History Rate Class: LGS-S-TOU



Distribution/Other rates decreased 9.36% from \$0.01761 to \$0.01596 between 2013 and 2022.  
Transmission rates increased 88.77% from \$0.01735 to \$0.03274 between 2013 and 2022.  
Standard offer rates increased 95.92% from \$0.06716 to \$0.13158 between 2013 and 2022.

### 10 - Year Rate History Rate Class: LGS-P-TOU



Distribution/Other rates decreased 8.17% from \$0.01709 to \$0.01570 between 2013 and 2022.  
Transmission rates increased 90.08% from \$0.01666 to \$0.03167 between 2013 and 2022.  
Standard offer rates increased 72.18% from \$0.07642 to \$0.13158 between 2013 and 2022.

