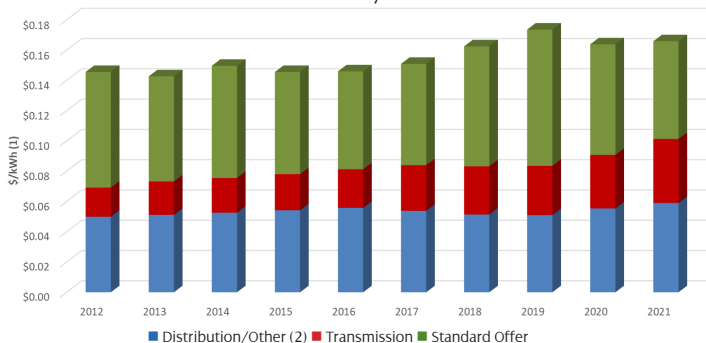


Residential Rate Class 10-Year Comparison Charts

The following charts display a 10-year history of distribution, transmission and Standard Offer service rates for the **Residential rate class**. For more information on other customer rate classes, please visit cmpco.com/pricing.

Residential Service (A)

10-Year Rate History Rate Class: A



(1) \$/kWh are annual revenue per kWh amounts inclusive of all fixed, demand and per-kWh charges.

(2) "Other" includes costs associated with state policy programs, including funding for Efficiency Maine, low-income programs, Net Energy Billing and other renewable programs.

Distribution/Other rates increased 18.26% from \$0.04985 to \$0.05896 between 2012 and 2021.

Transmission rates increased 119.40% from \$0.01928 to \$0.04231 between 2012 and 2021.

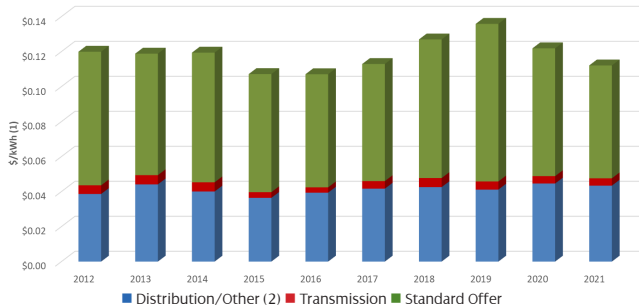
Standard offer rates decreased 15.53% from \$0.07635 to \$0.06449 between 2012 and 2021.

Residential Rate Class 10-Year Comparison Charts

Residential Service - Time-Of-Use (A-TOU)

10-Year Rate History

Rate Class: A-LM



(1) \$/kWh are annual revenue per kWh amounts inclusive of all fixed, demand and per-kWh charges.

(2) "Other" includes costs associated with state policy programs, including funding for Efficiency Maine, low-income programs, Net Energy Billing and other renewable programs.

Distribution/Other rates increased 12.34% from \$0.03862 to \$0.04339 between 2012 and 2021.

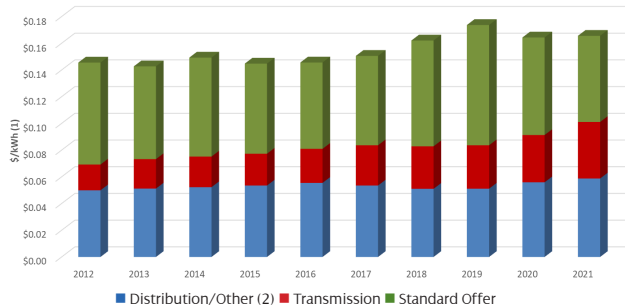
Transmission rates decreased 15.27% from \$0.00495 to \$0.00420 between 2012 and 2021.

Standard offer rates decreased 15.53% from \$0.07635 to \$0.06449 between 2012 and 2021.

Residential Service - Time-Of-Use (A-TOU)

10-Year Rate History

Rate Class: A-TOU



(1) \$/kWh are annual revenue per kWh amounts inclusive of all fixed, demand and per-kWh charges.

(2) "Other" includes costs associated with state policy programs, including funding for Efficiency Maine, low-income programs, Net Energy Billing and other renewable programs.

Distribution/Other rates increased 17.73% from \$0.04991 to \$0.05876 between 2012 and 2021.

Transmission rates increased 119.45% from \$0.01928 to \$0.04231 between 2012 and 2021.

Standard offer rates decreased 15.53% from \$0.07635 to \$0.06449 between 2012 and 2021.