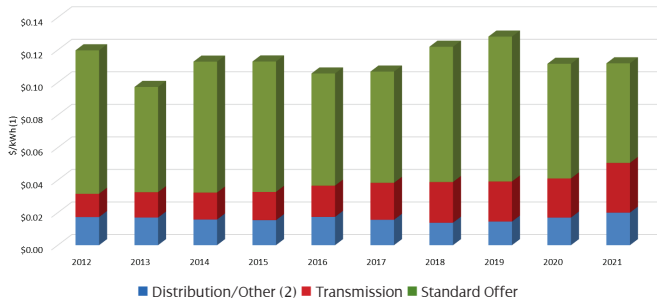


Medium General Service Rate Class 10-Year Comparison Charts

The following charts display a 10-year history of distribution, transmission and Standard Offer service rates for the **Medium General Service rate class**. For more information on other customer rate classes, please visit cmpco.com/pricing.

Medium General Service - Primary - Time-of-Use (MGS-P-TOU)

10-Year Rate History
Rate Class: MGS-P-TOU

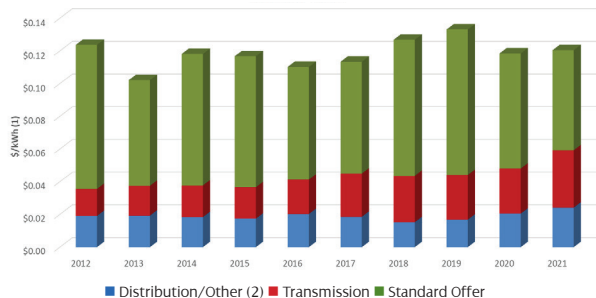


- (1) \$/kWh are annual revenue per kWh amounts inclusive of all fixed, demand and per-kWh charges.
(2) "Other" includes costs associated with state policy programs, including funding for Efficiency Maine, low-income programs, Net Energy Billing and other renewable programs.

Distribution/Other rates increased 15.77% from \$0.01731 to \$0.02004 between 2012 and 2021.
Transmission rates increased 113.68% from \$0.01427 to \$0.03050 between 2012 and 2021.
Standard offer rates decreased 30.55% from \$0.08817 to \$0.06123 between 2012 and 2021.

Medium General Service - Primary (MGS-P)

10-Year Rate History
Rate Class: MGS-P

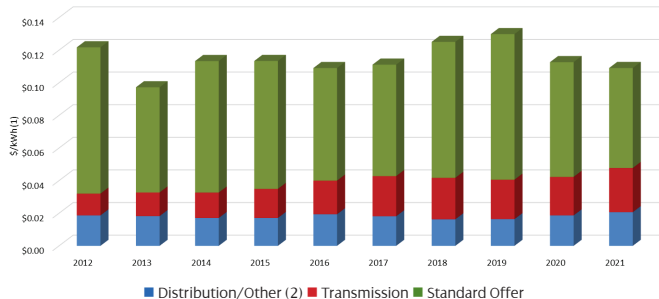


- (1) \$/kWh are annual revenue per kWh amounts inclusive of all fixed, demand and per-kWh charges.
(2) "Other" includes costs associated with state policy programs, including funding for Efficiency Maine, low-income programs, Net Energy Billing and other renewable programs.

Distribution/Other rates increased 26.60% from \$0.01907 to \$0.02415 between 2012 and 2021.
Transmission rates increased 113.01% from \$0.01647 to \$0.03507 between 2012 and 2021.
Standard offer rates decreased 30.55% from \$0.08817 to \$0.06123 between 2012 and 2021.

Medium General Service Rate Class 10-Year Comparison Charts

Medium General Service - Secondary - Time-of-Use (MGS-S-TOU)
10-Year Rate History
Rate Class: MGS-S-TOU



(1) \$/kWh are annual revenue per kWh amounts inclusive of all fixed, demand and per-kWh charges.

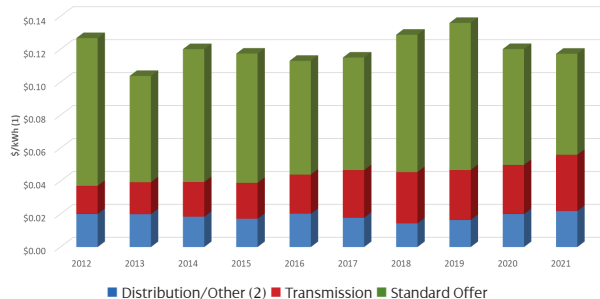
(2) "Other" includes costs associated with state policy programs, including funding for Efficiency Maine, low-income programs, Net Energy Billing and other renewable programs.

Distribution/Other rates increased 10.64% from \$0.01869 to \$0.02068 between 2012 and 2021.

Transmission rates increased 103.06% from \$0.01332 to \$0.02704 between 2012 and 2021.

Standard offer rates decreased 31.64% from \$0.08973 to \$0.06134 between 2012 and 2021.

Medium General Service - Secondary (MGS-S)
10-Year Rate History
Rate Class: MGS-S



(1) \$/kWh are annual revenue per kWh amounts inclusive of all fixed, demand and per-kWh charges.

(2) "Other" includes costs associated with state policy programs, including funding for Efficiency Maine low-income programs, Net Energy Billing and other renewable programs.

Distribution/Other rates increased 9.12% from \$0.02010 to \$0.02193 between 2012 and 2021.

Transmission rates increased 100.28% from \$0.01700 to \$0.03405 between 2012 and 2021.

Standard offer rates decreased 31.64% from \$0.08973 to \$0.06134 between 2012 and 2021.