





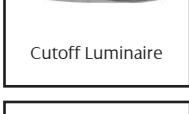






# Outdoor Lighting — Look at the options!

	FIXTURE TYPE	LAMP TYPE	LAMP WATTS	RATED LUMENS	COMMENTS
Area and Street Lights	 Open Light	HPS	70	5,670	Great for general lighting needs for business and homes, including roadside businesses and suburban or rural homes and yards.
	 Mongoose	HPS HPS MH **MH	250 400 250 400	25,600 45,000 17,000 28,800	Best for roadways and parking lots, and where light trespass could be a problem. Vector series can be set back up to 50' from the area being illuminated.
	 Decashield	*HPS *HPS **MH MH	250 400 250 400	25,600 45,000 17,000 28,800	Good for roadways and areas that are wider than they are long. Underground electric service required. Commonly used for parking and auto lots.
	 Flood	HPS HPS HPS HPS MH MH MH MH	150 250 400 1000 175 250 400 1000	14,400 25,600 45,000 126,000 10,500 17,000 28,800 88,000	Ideal for parking lots, building security, building facades, storage yards, and other areas needing directional lighting.
	 Cutoff Luminaire	HPS HPS HPS HPS HPS HPS MH MH MH	50 70 100 150 250 400 175 250 400	3,600 5,670 8,550 14,400 25,600 45,000 10,500 17,000 28,800	Best for roadways and parking lots, and where light trespass could be a problem.
	 LED	LED	50	4,167	High performance energy efficient solution for roadways, off ramps, residential streets and parking lots.
	Decorative Options	 Town & Country	HPS HPS MH	100 150 175	8,550 14,400 10,500
 Hallbrook		*HPS HPS *MH *MH	70 100 100 175	5,670 8,550 5,850 10,500	Sleekly-styled luminaire designed to meet the aesthetic and architectural qualities desired in decorative street and area lighting. Requires underground electric service.
 Radial Wave		HPS HPS HPS *HPS	50 70 100 150	3,600 5,670 8,550 14,400	The ornamental radial wave fixture recaptures a tradition from decades ago. Note: Ability to attach to standard wood utility pole.
 Esplanade		HPS HPS MH MH MH	150 250 70 175 250	14,400 25,600 4,000 10,500 17,000	Styling from early in this century, with precision optical system for modern street lighting performance. Seventy watt MH available for a smaller sized pedestrian version of this style. Requires underground electric service. Can be attached to standard wood utility pole.
 Granville		HPS HPS HPS MH MH MH	70 100 150 70 100 175	5,670 8,550 14,400 4,000 5,850 10,500	Combines a distinctive architectural heritage with high-design standards and prismatic light control for maximum efficiency. Available with or without 5" finial. Requires underground electric service.

HPS = High Pressure Sodium MH = Metal Halide \*Street Light Only \*\*Area Light Only

For underground services: The customer provides, at their expense, all necessary excavating, backfilling, duct lines, conduits, maintenance and repairs

# Outdoor Lighting

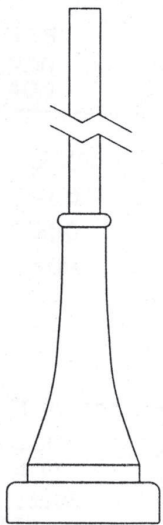
We have a wide variety of outdoor lighting fixture options to choose from. A CMP Key Account Manager can help you select the best lighting fixtures for your needs. Fixture installation and maintenance is included in monthly lease price.

Call 1-800-565-3181 to get in touch with the CMP Key Account Manager for your area.

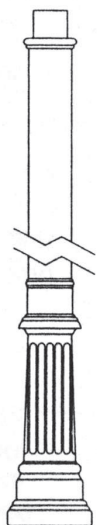
## Which area or street light is right for your application (non-decorative fixtures)?

	Open HPS	Mongoose Vector HPS	Mongoose Vector MH	Mongoose Close In HPS	Mongoose Close In MH	Decashield HPS	Decashield MH	Flood HPS	Flood MH	Cutoff HPS	Cutoff MH	LED
Residential Security	X							X	X	X		X
Commercial Security	X	X	X	X	X			X	X	X	X	X
Roadways	X	X	X	X	X					X	X	X
Parking Lots	X	X	X	X	X	X	X	X	X	X	X	X
Auto Sales Lots			X		X		X		X		X	X
Building Façades		X	X					X	X			
Walkways	X			X	X	X	X			X	X	X
Barnyards	X							X	X			
Outside Rec Areas	X					X	X	X	X			X

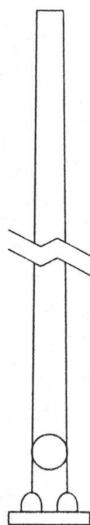
**Pole options:** We also have a variety of poles to create just the look you desire.



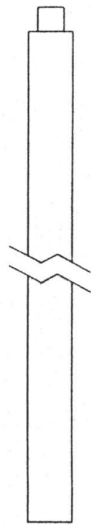
Hallbrook



Salem



Tapered



Laminated

### Decorative pole options:

Hallbrook pole (black or dark green), 12', 15', or 18', with or without base cover, single or twin for use with Esplanade or Hallbrook luminaires.

Salem Series aluminum pole (black or dark green), 8', 10', or 12' for use with Granville or Town and Country luminaires.

### Basic pole options:

Tapered aluminum pole (black or dark green), 8', 10', or 12' for use with Granville or Town and Country luminaires.

Laminated wood pole, 20' or 36', for use with Town and Country luminaires.